

sunvcmco

SV1-54HPH

400~425W

- Suitable for distributed projects
- Advanced module technology delivers superior module efficiency

M10 Gallium-doped Wafer Integrated Segmented Ribbons 9-busbar Half-cut Cell

- Excellent outdoor power generation performance
- High module quality ensures long-term reliability



15-year Warranty for
Materials and Processing



25-year Warranty for Extra
Linear Power Output



Complete System and Product Certifications

IEC 61215, IEC 61730, UL 61730

ISO9001:2015: ISO quality Management System

ISO14001: 2015: ISO Environment Management System

ISO45001: 2018: Occupational Health and Safety

IEC62941: Guideline for module design qualification and type approval

sunvcmco



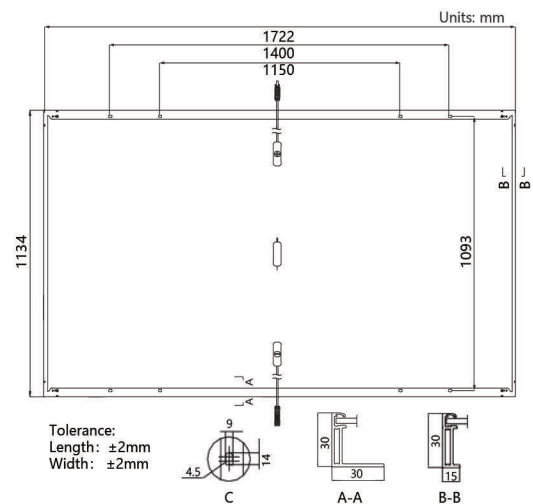

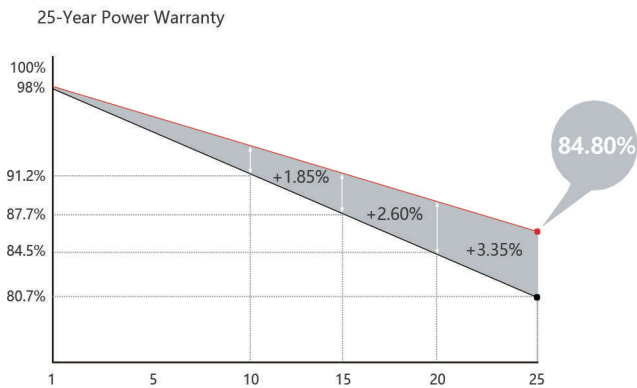
21.8%
MAX MODULE
EFFICIENCY

0~3%
POWER
TOLERANCE

< 2%
FIRST YEAR
POWER DEGRADATION

HALF-CELL
Lower operating temperature

Additional Value



Mechanical Parameters

Cell Orientation	108 (6 X 18)
Junction Box	IP68, three diodes
Output Cable	4mm ² , +400,-200mm ± 1200 mm length can be customized
Glass	Single glass, 3.2mm coated tempered glass
Frame	Anodized aluminum alloy frame
Weight	20.8kg
Dimension	1722X 1134X 30mm
Packaging	36pcs per pallet /216pcs per 20' GP / 936pcs per 40' HC

Electrical Characteristics

STC : AM1.5 1000W/m² 25°C NOCT : AM1.5 800W/m² 20°C 1m/s Test uncertainty for Pmax: $\pm 3\%$

Module Type	SV1-54HPH-400W		SV1-54HPH-410W		SV1-54HPH-415W		SV1-54HPH-420W		SV1-54HPH-425W	
	STC	NOCT	STC	NOCT	STC	NOCT	STC	NOCT	STC	NOCT
Maximum Power (Pmax/W)	400	302.7	410	306.5	415	310.2	420	313.9	425	317.7
Open Circuit Voltage (Voc/V)	37.00	34.79	37.25	35.02	37.5	35.26	37.75	35.49	37.96	35.96
Short Circuit Current (Isc/A)	13.88	11.18	13.88	11.22	13.94	11.27	14.01	11.32	14.08	11.38
Voltage at Maximum Power (Vmp/V)	31.00	28.00	31.25	29.03	31.49	29.25	31.73	29.47	31.94	29.67
Current at Maximum Power (Imp/A)	13.07	10.52	13.12	10.56	13.18	10.60	13.24	10.65	13.31	10.71
Module Efficiency(No)	20.7		21.0		21.3		21.5		21.8	

Operating Parameters

Operational Temperature	-40°C - +85°C
Power Output Tolerance	0 - 3%
Vac and Isc Tolerance	$\pm 3\%$
Maximum System Voltage	DC1500V (IEC/UL)
Maximum Series Fuse Rating	25A
Nominal Operating Cell Temperature	45 ± 2 °C
Protection Class	Class II
Fire Rating	UL type 1 or 2 IEC Class C

Mechanical Loading

Front Side Maximum Static Loading	5400Pa
Rear Side Maximum Static Loading	2400Pa
Hailstone Test	25mm Hailstone at the speed of 23m/s

Temperature Ratings (STC)

Temperature Coefficient of Isc	+0.050%/°C
Temperature Coefficient of Voc	-0.230%/°C
Temperature Coefficient of Pmax	-0.290%/°C